Staples School Tools Program

Dear Parents/Caregivers,

The School Tools Program allows you to view and order the upcoming year's required supplies list for your child, as specified by their teacher. This is the most efficient way to ensure that your child has all of the core supplies they need on their first day back.

This year we have a new School Tools program. There are many new changes that benefit you:

- **No cut-off date to order**, you can order at any time, even year-round!
- **Free Shipping,** orders can be shipped either **directly to your home**, or to a store within 2-3 business days
- **"Buy More, Save More"** – 5% discount on orders $25 or more, and 10% discount on orders $50 or more, in addition to seasonal discounts**.***
- **Ability to adjust selections:** Items could be removed or added
- **Guaranteed quality** in all the products chosen

To purchase your student's next year school supplies, please click on the link: https://www.staples.ca/pages/schooltools#parents

If you have any questions regarding the new School Tools Program there is a FAQ page: https://help.staples.ca/hc/en-us/sections/360009250291-School-Tools

There is also a help chat available that you should see on the bottom right of your screen should you have any further questions.

You could also call Bureau en Gros at **514-593-6813 ext. 641** and ask to speak with either Vincenzo Petitti or Lexi Trubiano.

Please note that all the items that are highlighted on your student's school list is what is included in the School Tools Package. We cannot guarantee colours for any of the school supplies.

***NOTE**: The School Tools program offers a "Buy More, Save More" pricing structure which gives parents 5% off School Tools lists totalling $25 or more, and 10% off School Tools lists totalling $50 or more

MICHELANGELO INTERNATIONAL ELEMENTARY SCHOOL
SCHOOL SUPPLY LIST
2021-2022

Cycle 1, Year 2

Dear Parent,

So that you have an opportunity to avail yourself of the seasonal specials, we are forwarding a list of basic school supplies that your child will need to start off the new school year.

Items to be purchased by parents:

5 Hilroy **Dotted Interlined** Exercise Book (blue) **#12152** (72 pages)	18 Duo-tangs **(simple & sturdy)** 3 red, 3 blue, 3 green,3 orange, 3 yellow, 3 purple
1 Black Plastic Pocket Folders **(sturdy)**	24 H.B pencils (**Staedtler-Norica**)
4 Hilroy ½ **plain - ½ Interlined** Exercise Book (green) **#12155** (72 pages)	24 Staples/Staedtler Coloured Pencils - 24 Pack
1 plastic ruler (30 cm.)	4 large glue sticks (Pritt 42 g.)
1 plastic ruler 15 cm (to be kept in pencil case)	4 pencil erasers **(Staedtler)**
1 pair of scissors- Kids Pointed Soft Grip **(No Mickey Mouse type)**	1 Double Hole Metal pencil sharpener with container (Staedtler)
3 boxes of facial tissue (optional)	2 Ring binder pencil cases **(no kit boxes)** (1 for pencil, eraser, etc… and 1 for crayons)
2 **yellow** highlighters	12 Crayola Twistable wax crayons
2 **red** pens	1 Bristol Board **(Light Blue Color)**
1 Hilroy Studio 12 X 10 **Oversized Coil Spiral Bound** Manilla Scrapbook 30 pages	1 **LARGE** reusable bag (labeled) for winter
	1 large sturdy schoolbag (no wheels)

LABEL ALL ITEMS WITH YOUR CHILD'S NAME
*** ITEMS NOT LABLED CAN NOT BE RETURNED TO THEIR OWNERS***

All items should be brought to school on the first day. The pencil cases must already be prepared at home. The remaining supplies should be placed in a **labeled** Ziploc bag, which will be kept in class and given back at the end of the year. **Please label all items**.

All clothing items and gym tie bag must be labeled.

FOR GYM

White T-shirt
Red or navy shorts
1 pair of running shoes
(light colored soles – to prevent the marking up of gym floor)
1 fabric tie bag for gym items

How to Purchase a School Tools Package

Please follow the step-by-step instructions on how to place your order. Below are a series of pictures with red boxes to help guide you. Please be mindful that left-handed scissors are available, you may add them to your cart by searching for them using this item number:**465033**.

1. Click on the link: https://www.staples.ca/pages/schooltools#parents

2. Please enter the school and grade, along with the province.

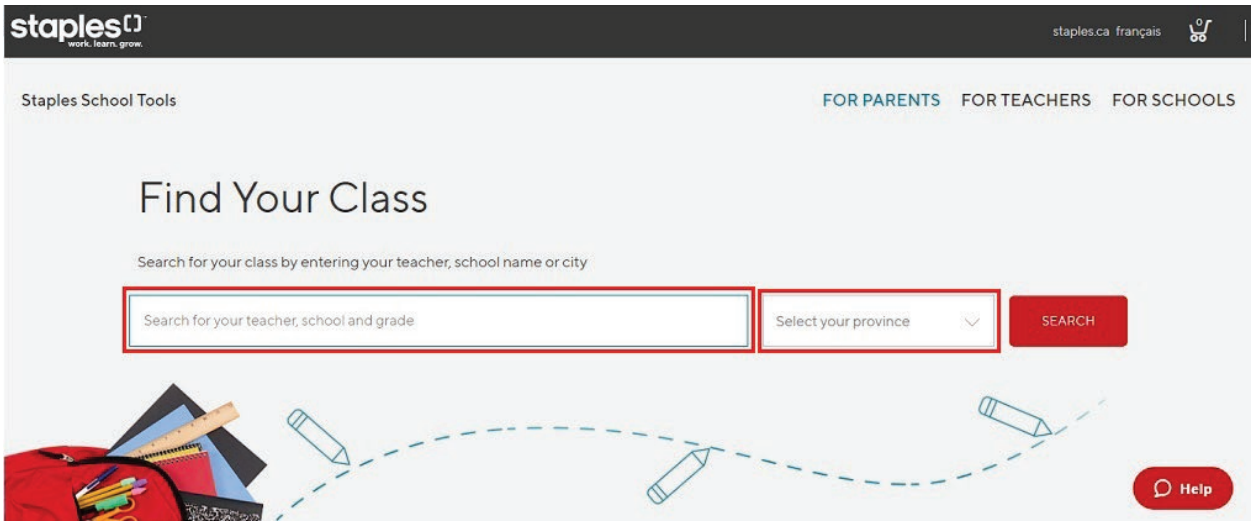

3. You will be able to view the items on the list. You may change the quantity you wish to purchase, or you may remove the item from your cart.

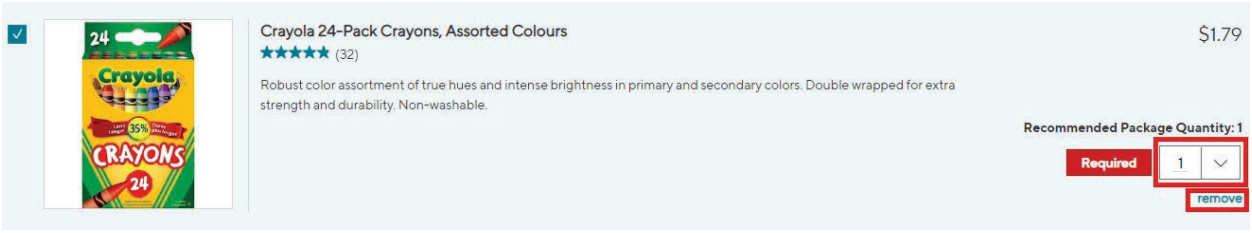

4. Once you finalize which items you would like to purchase, click on “add items to cart”

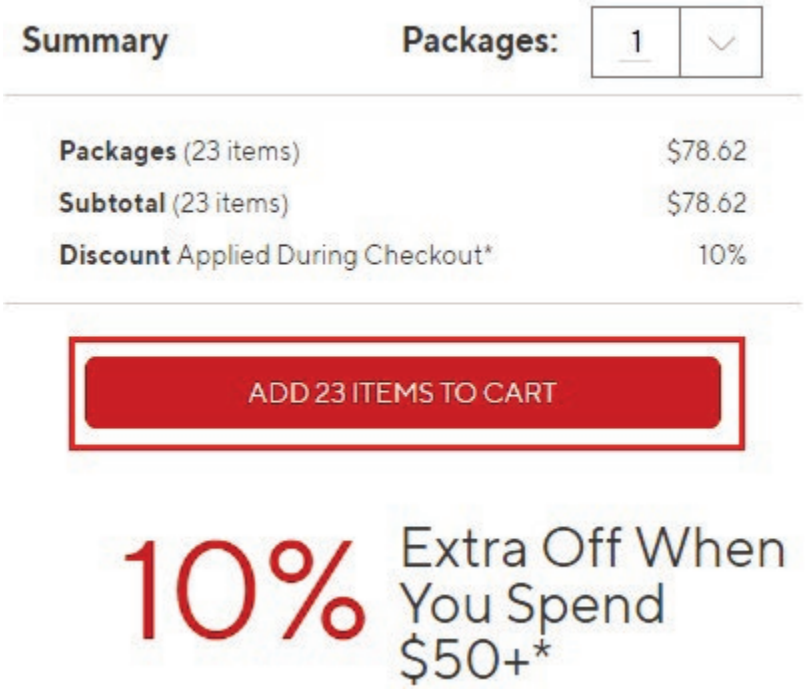

*NOTE: The School Tools program offers a “Buy More, Save More” pricing structure which gives parents 5% off School Tools lists totalling $25 or more, and 10% off School Tools lists totalling $50 or more

5. Once you add the items to your cart*, you have the option to either “Shop on Staples” if you’d wish to add more items to your cart, or go straight to “View Cart” to be able to proceed to payment

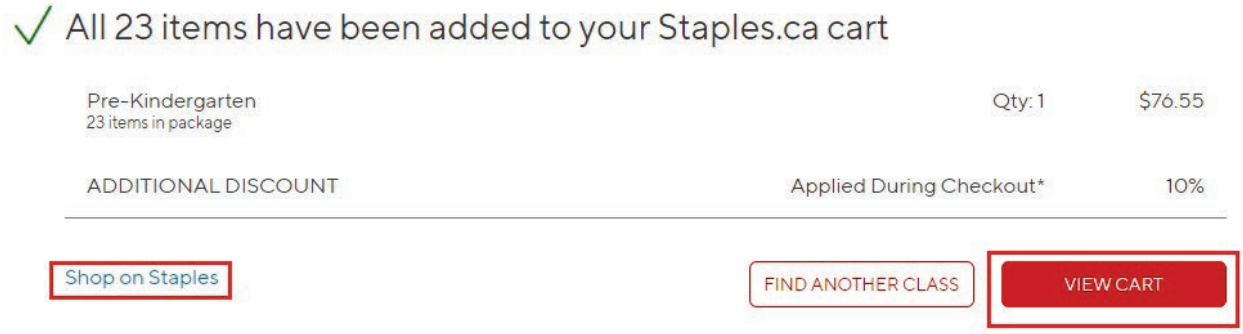

*Please view your cart to avoid accidentally duplicating your School Tools Package before proceeding to payment.

6. Double-check items in your cart, and click “Checkout”

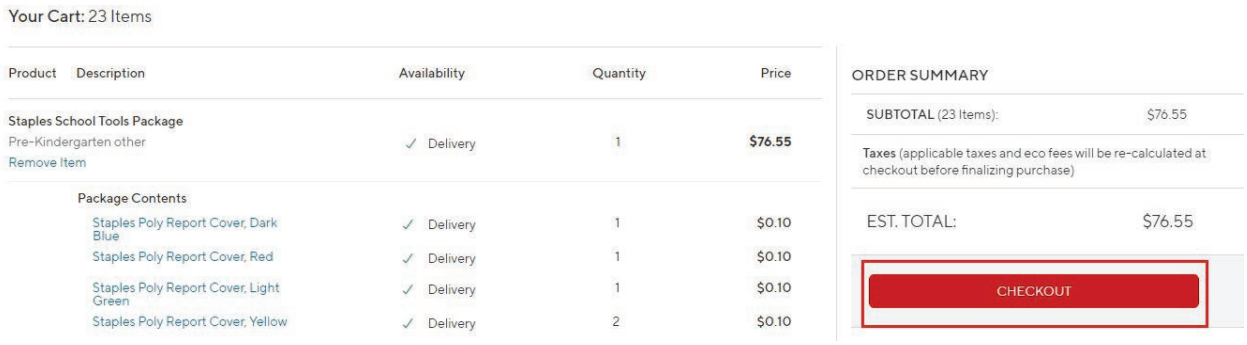

7. Fill out your Contact Information, and Shipping Delivery Address. Click “Proceed to Payment”.

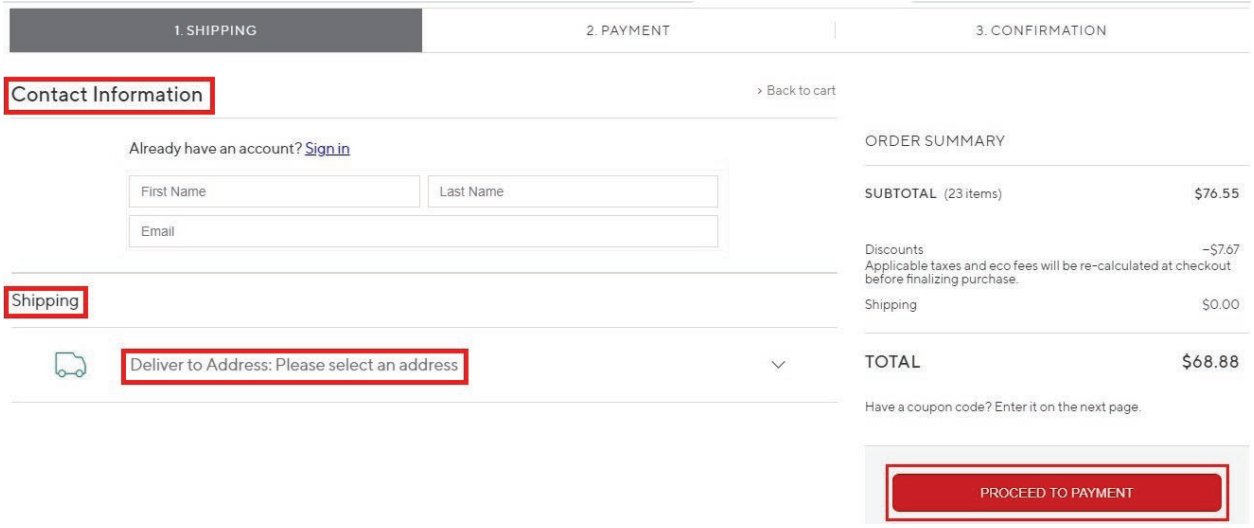
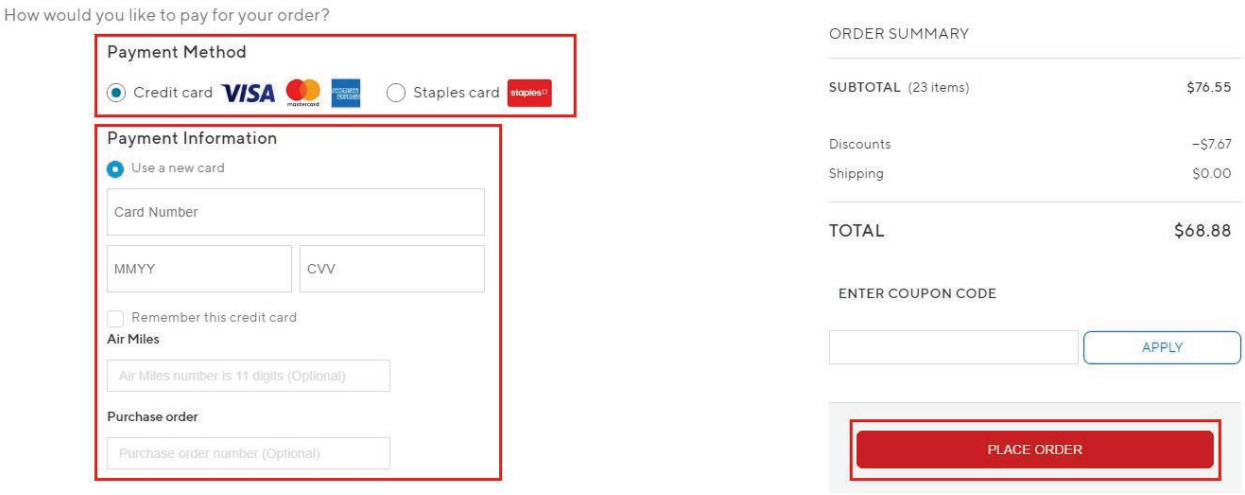
8. Choose Card Payment type. Fill out Payment Information. Click “Place Order”.